



महाराजा अग्रसेन अस्पताल  
Maharaja Agrasen Hospital

West Punjabi Bagh, New Delhi-110026

EP/F-174



Ref. No. MAH/ADMIN/181-A/2021 743

Date: 25.05.2021

Sr. Scientific Officer,  
Delhi Pollution Control Committee  
Deptt., of Environment, Govt. Of NCT of Delhi  
4<sup>th</sup> & 5<sup>th</sup> Floor, ISBT Kashmere Gate,  
Delhi-110006

**Sub.: Submission of Annual Bio Medical Waste Report(Form IV).**

Sir,

Please find enclosed the duly filled Annual report(FORM IV) for the year of 1<sup>st</sup> January 2020 to 31<sup>st</sup> December 2020 for Bio Medical Waste generated at Maharaja Agrasen Hospital, Punjabi Bagh, New Delhi-110026.

Thanking You,

For Maharaja Agrasen Hospital

Authorized Signatory



Encl. : FORM IV

Minutes of the Meeting- 06 pages

Board Helpline No. : 011-40777744, 40777555, 40777666, 40777777 E-mail : info@mahdelhi.org Website : www.mahdelhi.org

A unit of Maharaja Agrasen Hospital Charitable Trust

This information is not intended to be a substitute for professional medical advice, diagnosis or treatment.


All Disputes are subject to Delhi Jurisdiction




**ANNUAL REPORT**

(To be submitted to the prescribed authority on or before **30th June every year** for the period from **1st January 2020 to 31st December 2020** of the preceding year, by the Occupier of Health Care Facility (HCF) or Common Bio-Medical Waste Treatment Facility(CBMWTF).

Id	Particulars			
<b>Particulars of the Occupier</b>				
(i)	Name of the authorized person(occupier or operator of facility)	Dr SBS Srivastava		
(ii)	Name of the HCF or CBMWTF	Maharaja Agrasen Hospital		
(iii)	Address for Correspondence	Punjabi Bagh , West , New Delhi - 110026		
(iv)	Address of Facility	Punjabi Bagh , West , New Delhi - 110026		
(v)	Tel. No, Fax. No.	011-40777777		
(vi)	E-mail ID	info@mahdelhi.org		
(vii)	Url of Website	www.mahdelhi.org		
(viii)	GPS Corrdinates of HCF or CBMWTF	28.6739N,77.1340E		
(ix)	Ownership of the health Care Facility	Trust		
(x)	Status of Authorizat ion under the Bio Medical Waste (Ma nagement and handling) Rules	Authorisation No : DPCC (11) / (5) (01) / 2019/BMW/NST/Auth / 1995951 Valid Upto 13/11/2024		
(xi)	Status of Contents Under Water Act and Air Act	DPCC/BMW/2019/21 Vaild upto : 11/12/2023		
<b>Type of Health Care Facility</b>				
(i)	Bedded Hospital	No. Of Beds : 300		
(ii)	Non-Bedded Hospital( Clinic/Blood bank or Laboratory or Veternary Hospital or any other)	N.A.		
(iii)	License Number and its Date of Expiry	DGHS / NH/139 Valid upto 31/3 /2023.		
<b>Details of CBMWTF</b>				
(i)	Number Healthcare facilites covered by CBMWTF	SMS Water Grace BMW Pvt Ltd ,		
(ii)	No. of beds covered by CBMWTF	300		
(iii)	Installed treatment and disposable capacity of CBM WTF	NA		
(iv)	Qauntity of biomedical Waste treated or disposed by CBMWTF	NA		
	Qauntity of waste generated or disposed in Kg per annum (on monthly average basis)	Yellow : 2885 Kg Red : 6012 Kg White : 103 kg Blue : 1046 Kg General Solid Waste 3500kg/month		
<b>Details of Storage, treatment, transportation, processing and Disposal Facility</b>				
(i)	Details of the onsite storage facility	size : 500 Sq Ft		
		Provision of on-Dedicated Bio Medical waste collection room ste storage Yes Cold Storage : NA		
(ii)	Di sposal Facilites	Type of treatment Equipments	No. of Units	Quantity Treated or Disposal in kg per Annum
		Wast Incinerators	NA	
		Punjab Plasma	NA	




	Pyrolysis	NA	
	Autoclaves		
		1	5424 kg per annum
	Microwave	NA	
	Hydroclave	NA	
	Shredder	NA	
	Needle tip cutter or Destroyer	NA	
	Sharp encapsulation or Concrete Pit	NA	
	Deep burial	NA	
	Chemical disinfection:	NA	
	Any other treatment equipment:	NA	
(iii) Quantity of recyclable wastes sold to authorized recycler after treatment in Kg per annum	NA ( Disposed to SMS Water Grace BMW Pvt Ltd)		
(iv) No. of vehicles used for collection and transportation of Biomedical Waste	01nos + 01 nos for COVID Waste ( Closed Body Vehicle for collection from Maharaja Agrasen Hospital )		
(v) Details of incineration ash and ETP sludge generated and disposed during the treatment of waste in Kg per annum		Quantity generated	where Dsipated
	Incineration	NA	
	Ash	NA	
	STP Sludge		
(vi) Name of the Common Bio-medical Waste treatment Facility Operator through which waste are disposed of	SMS Water Grace BMW Pvt Ltd , DJB , STP Nelothi , New Delhi 110041		
(vii) List of member HCF not handed over bio medical waste	NA		
Do you have BMW Management committee ? If yes att minutes of the meeting held during the reporting period	Yes , Minutes Attached		
Details training conducted on BMW			
(i) Number of trainings conducted on Bio-Medical Waste management	32		
(ii) Numbers of personnel trained	598		
(iii) Numbers of Personnel trained at the time of induction	127		
(iv) Numbers of personnel not undergone any training so far	Nil		
(v) Wheher standard manual for training is available?	Yes		
(vi) Any other information	NA		
Details of accidents occurred during the year			
(i) Numbers of accident occurred	5		
(ii) Numbers of the person affected	Nil		
(iii) Remedial action taken ( Pls. attached details if any)	Injection TT after Injury and Injection Hepatites B and ART as per standard Protocol		
(iv) Any Fatil ity occurted details	NA		



Are you meeting the standards of air pollution from the incinerator? How many times in last Year could not the standards?	:	
Details of continuous online emission monitoring systems installed	:	NA
Liquid waste generated and treatment methods in place. How many times you have not the standards in a year?	:	NA
Is the disinfection method or sterilization meeting the log 4 standards? How many times you have not the standards in a year?	:	NIL (Met the Standard)
Any other relevant information	:	NIL (Met the Standard)
		NIL

Certified that the above report is the period from 01 January 2020 to 31 December 2020.

			Name and Signature of the Head of the Institution
New Delhi			Dr. S.B.S.Srivastav - Joint Medical Superintendent



Maharaja Agrasen Hospital, Punjabi Bagh

Biomedical Waste Annual Report

Period of Data: 1 January 2020 to 31 December 2020

No	DATE	YELLOW		RED		BLUE		WHITE		TOTAL	
		Bags	Weight	Bags	Weight	Bags	Weight	Bags	Weight	Bags	Weight
1	Jan-20	1475	3775.02	1887	6433.52	631	1634.8	644	169.09	4637	12012.43
2	Feb-20	1218	3288.13	1625	5842.41	533	1561.39	609	158.33	3985	10850.26
3	Mar-20	1015	3097.17	1625	5258.11	422	1425.54	535	153.66	3597	9934.48
4	Apr-20	470	980.13	588	2218.21	102	216.7	106	32.04	1266	3447.08
5	May-20	683	2198.4	728	3692.19	122	343.08	126	42.13	1659	6275.8
6	Jun-20	1214	4808.47	1000	3722.61	201	675.14	177	61.1	2592	9267.32
7	Jul-20	933	2784.46	1452	6691.37	241	830.77	209	68.33	2835	10374.93
8	Aug-20	1001	2628.74	1594	6828.867	316	1032.82	311	88.482	3222	10578.909
9	Sep-20	1096	2862.75	1748	7835.455	330	1141.05	398	130.391	3572	11969.646
10	Oct-20	1134	2791.91	1874	8234.738	380	1263.81	392	120.96	3780	12411.418
11	Nov-20	1021	2680.81	1803	8490.06	346	1339.24	410	126.15	3580	12636.26
12	Dec-20	1032	2730.03	1622	6905.054	314	1091.24	310	89.32	3278	10815.644
REPORT TOTAL		12292	34626.02	17546	72152.594	3938	12555.58	4227	1239.983	38003	120574.177

